

Giving to SUUS

A New Way to Pass the Basket



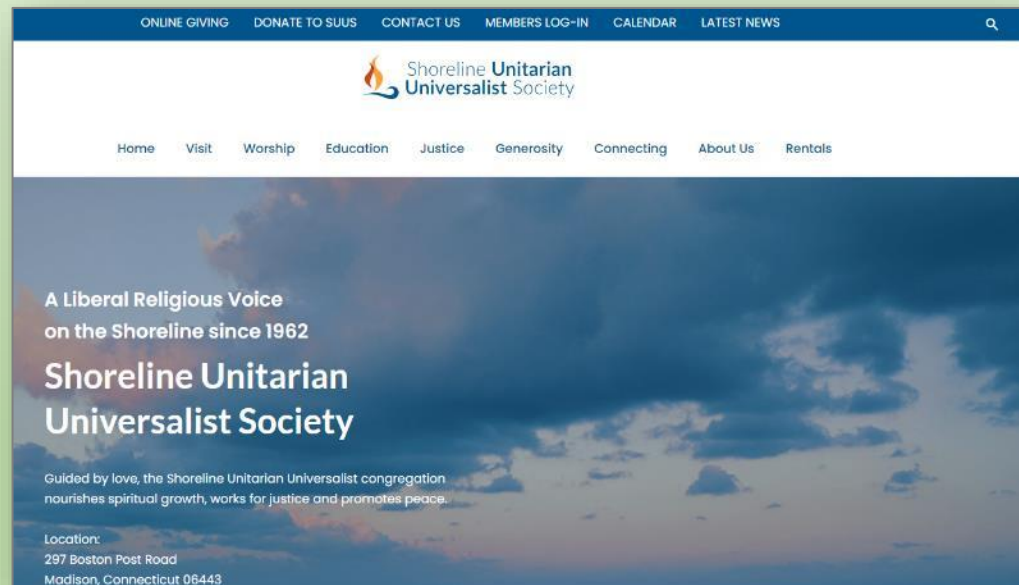
Generosity Made Easy

- To simplify placing your generous gifts, SUUS has launched new ways to donate
- It is through our church membership management system called Breeze
- This system is secure, convenient, and easy to use
- Set up an account, and subsequent giving is very simple
- We will no longer use PayPal as of February 8

The New System

There are 2 ways to give:

- Text-to-Give: through your cell phone
- Online Giving: through the SUUS website

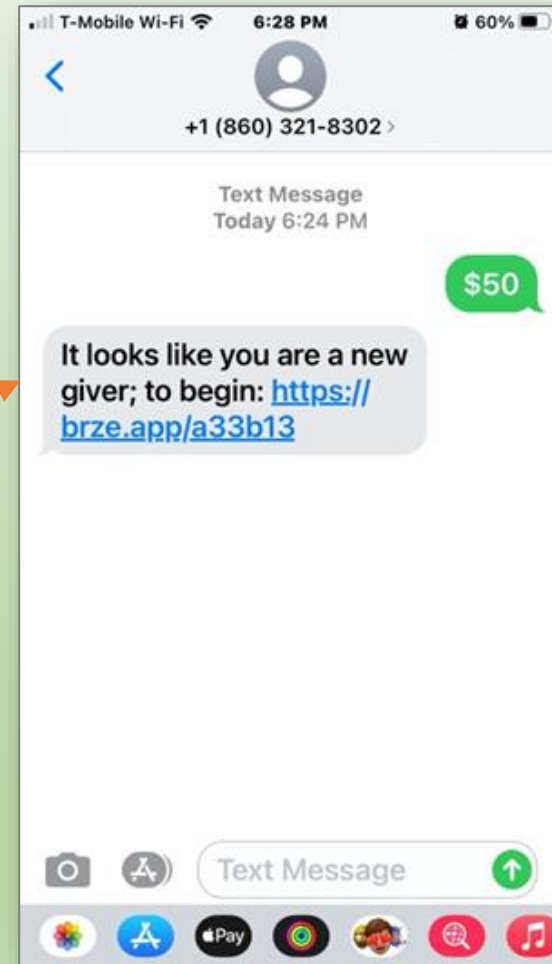


Flexibility

- Donate to different funds
 - Sunday Offering
 - Pledge
 - General donation
 - Auction
- Submit a one-time payment or set up recurring payments
- Payment options
 - Credit/Debit Card
 - Checking Account

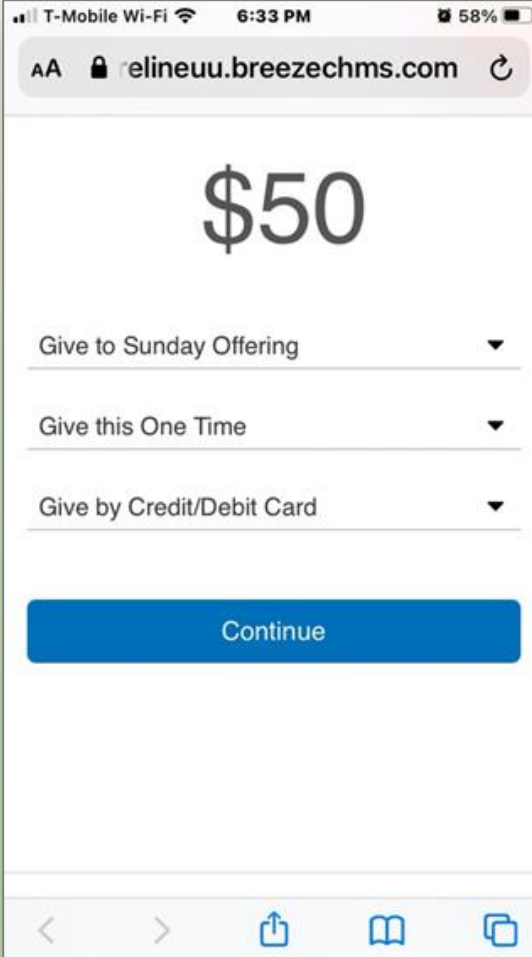
Text-to-Give: Initial set-up

- Text a dollar amount you want to donate to:
(860) 321 8302
- You will get a return text with a link for setting up an account



Text-to-Give: Initial set-up

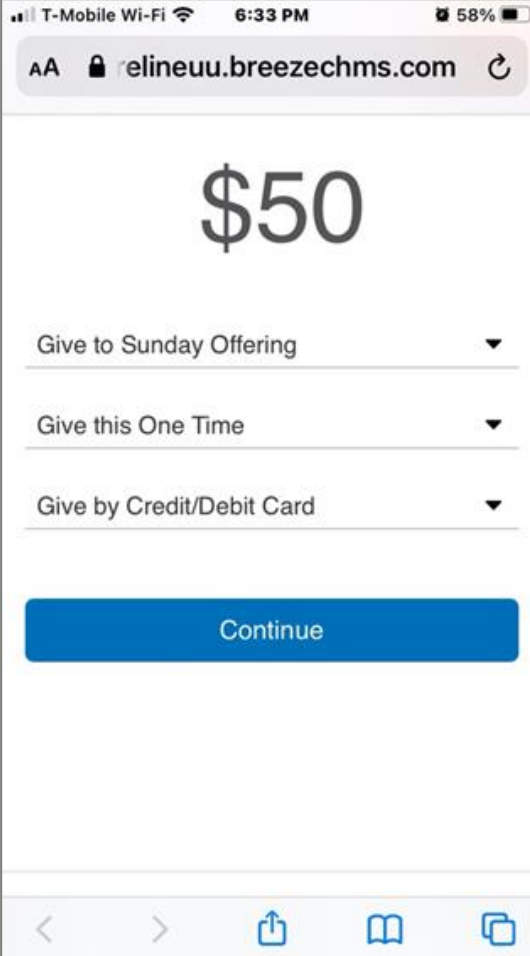
- Follow the link
- You will see 3 choices to select
 - Fund
 - Frequency
 - Payment method



The screenshot shows a mobile web browser interface. At the top, the status bar indicates 'T-Mobile Wi-Fi', '6:33 PM', and '58%' battery. The address bar shows 'AA' and the URL 'elineuu.breezechms.com'. The main content area displays a large '\$50' at the top. Below it are three dropdown menus: 'Give to Sunday Offering', 'Give this One Time', and 'Give by Credit/Debit Card'. A blue 'Continue' button is positioned below these options. At the bottom of the screen, there is a navigation bar with icons for back, forward, share, book, and tabs.

Text-to-Give: Initial set-up

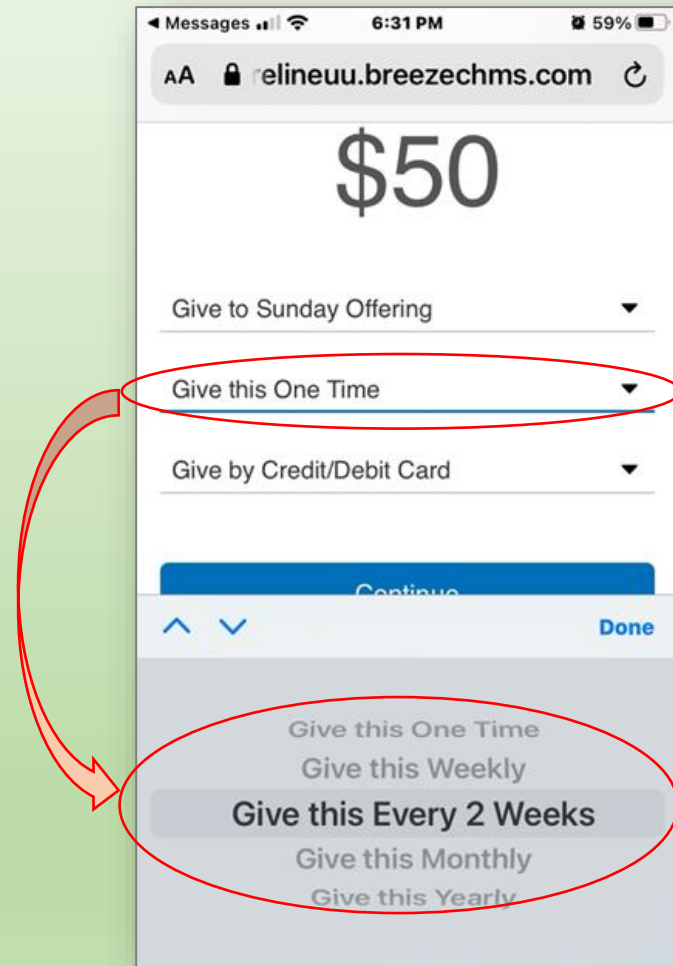
- The first drop-down option only allows you to select “Give to Sunday Offering”.
- Select this option
- If you want subsequent donations to go to your pledge or a general donation, see slide 13 of this presentation.



The screenshot shows a mobile payment interface on a smartphone. At the top, the status bar indicates "T-Mobile Wi-Fi", "6:33 PM", and "58%". The browser address bar shows "AA" and "elineuu.breezechms.com". The main display features a large "\$50" at the top. Below it are three drop-down menus: "Give to Sunday Offering", "Give this One Time", and "Give by Credit/Debit Card". A blue "Continue" button is positioned below the menus. At the bottom of the screen, there is a navigation bar with icons for back, forward, share, book, and tabs.

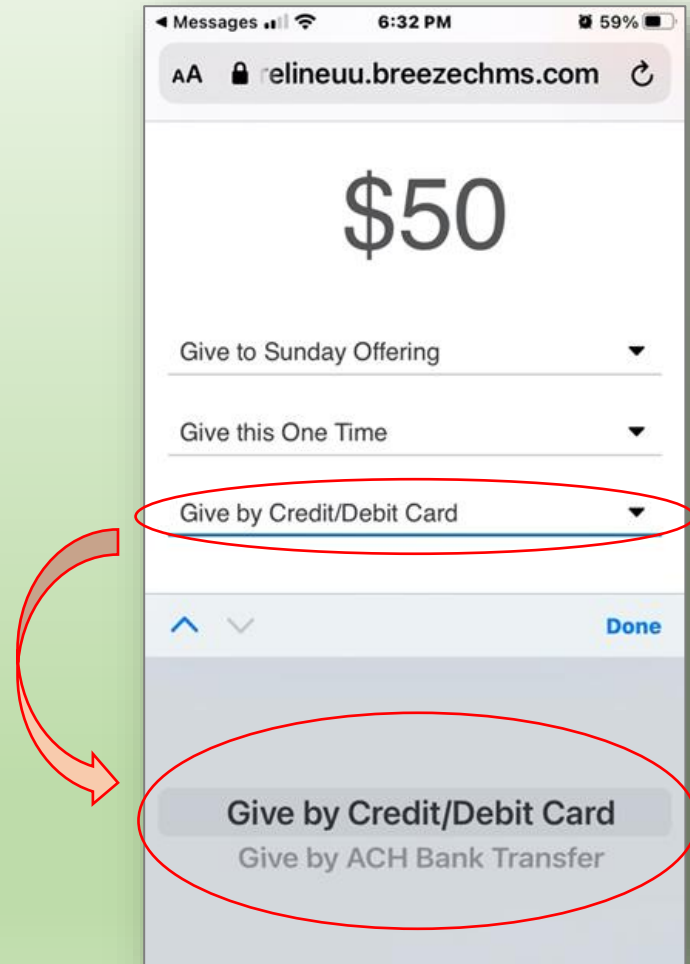
Text-to-Give: Initial set-up

- Click the 2nd menu and select the frequency of your gift:
 - One-time
 - Weekly
 - Every 2 weeks
 - Monthly
 - Yearly



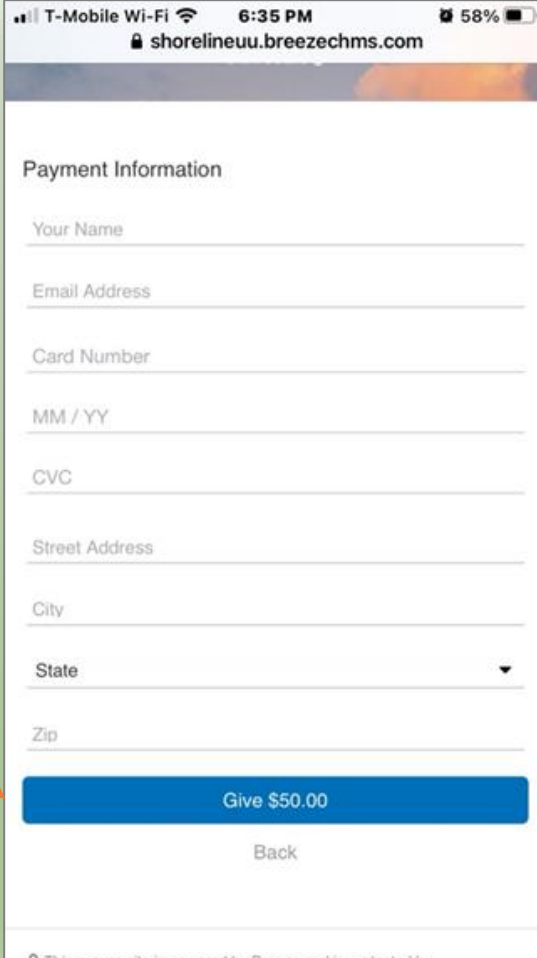
Text-to-Give: Initial set-up

- Click the 3rd menu and select the payment method:
 - Credit/Debit Card
 - ACH Bank Transfer



Text-to-Give: Initial set-up

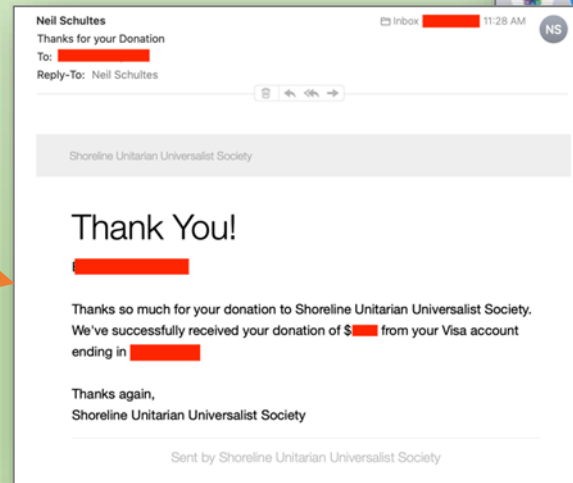
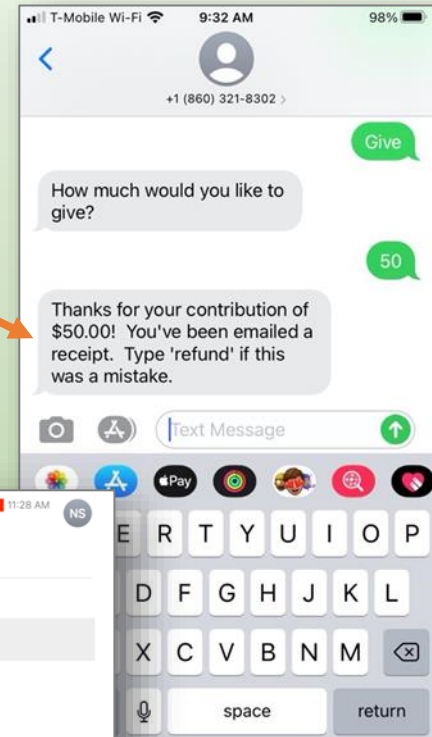
- Register your credit card or bank account.
- Select “Give” and your payment will process.
- That’s it!



The screenshot shows a mobile app interface for making a payment. At the top, the status bar indicates 'T-Mobile Wi-Fi', '6:35 PM', and '58%' battery. The app's header shows the URL 'shorelineuu.breezechms.com'. The main section is titled 'Payment Information' and contains several input fields: 'Your Name', 'Email Address', 'Card Number', 'MM / YY', 'CVC', 'Street Address', 'City', 'State' (a dropdown menu), and 'Zip'. At the bottom of the form is a large blue button labeled 'Give \$50.00' and a smaller 'Back' link below it. An orange arrow points from the text 'your payment will process.' in the list to the 'Give \$50.00' button.

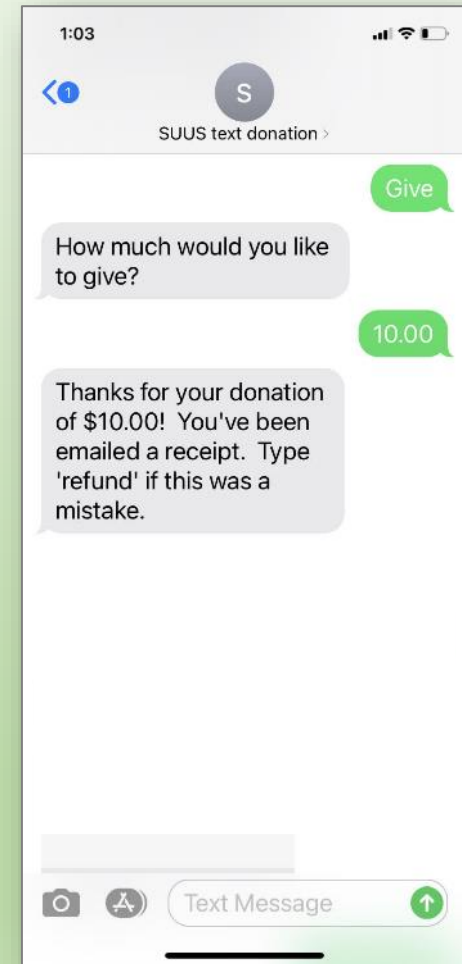
Text-to-Give: Initial set-up

- You will get an immediate text receipt.
- You'll also get an email receipt from Neil Schultes, SUUS Treasurer.



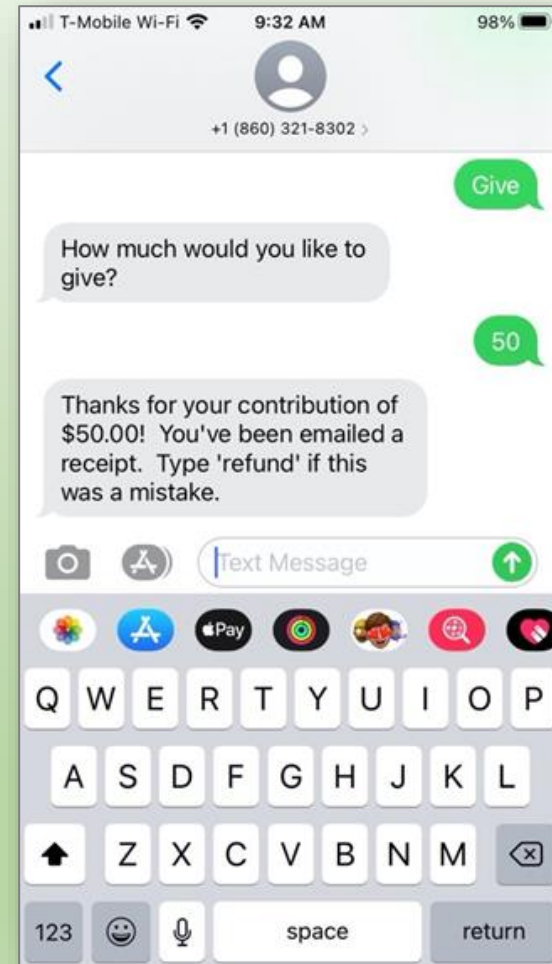
Text-to-Give: New Donations

- Next time you want to give, return to the text string
- Helpful hint:
 - Add the 860 phone number to your contacts.
 - Name the contact “text-to-give”
 - Next time you want to donate, enter “give” in the “To:” field
 - The text-to-give phone number will pop up.
 - Select it and proceed



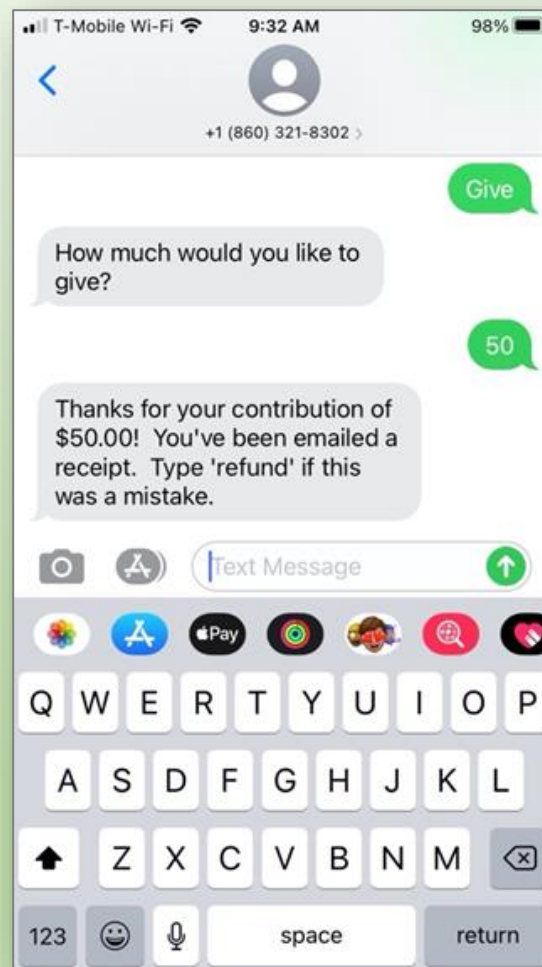
Text-to-Give: New Donations

- Text “**give**” to the 860 number
- A return text will ask how much you want to give
- Text **the amount of your gift**. This will go to the Sunday Offering.
- If you want your gift to go to your pledge, include “pledge” after the amount of your gift, e.g., “\$50 pledge”
- If you want your gift to be a general donation, include “donation” after the amount of your gift, e.g., “\$50 donation”



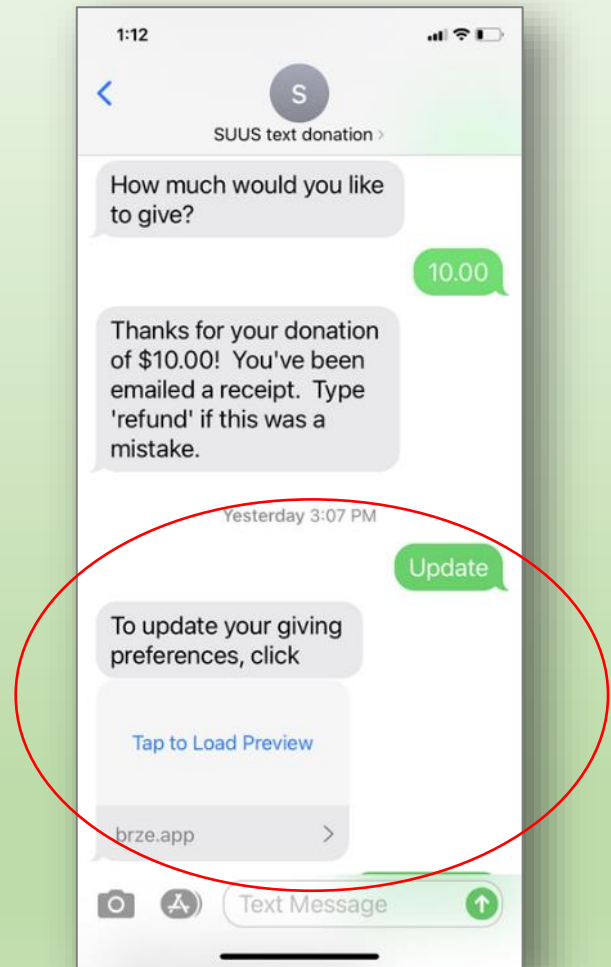
Text-to-Give: New Donations

- You will receive a “Thank you” text and an email
- If you made a mistake, you can text “**refund**”



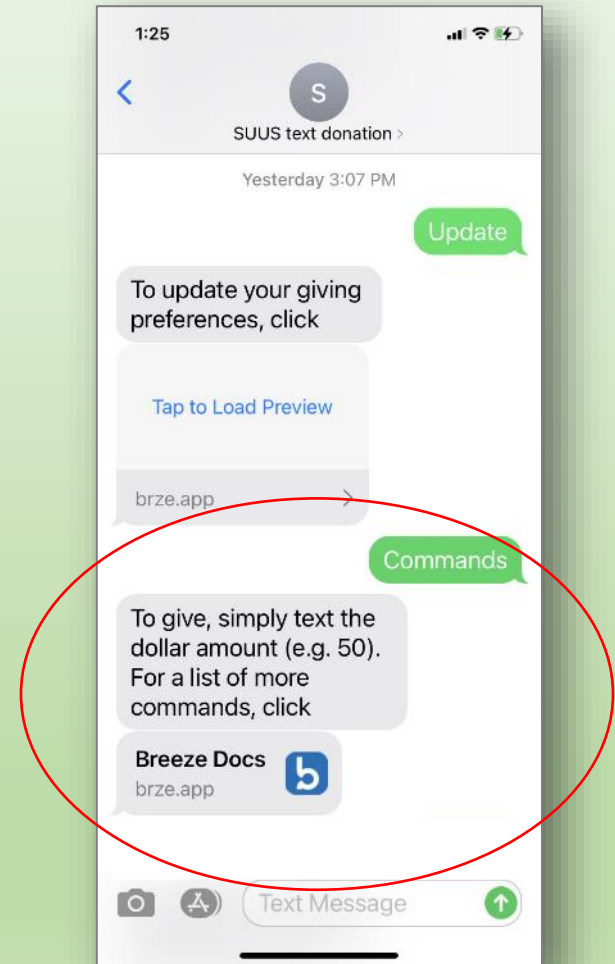
Text-to-Give: Updates

- To change your payment method or modify your text-to-give recurring payment, text “**update**” to the 860 number
- Follow the link you will receive

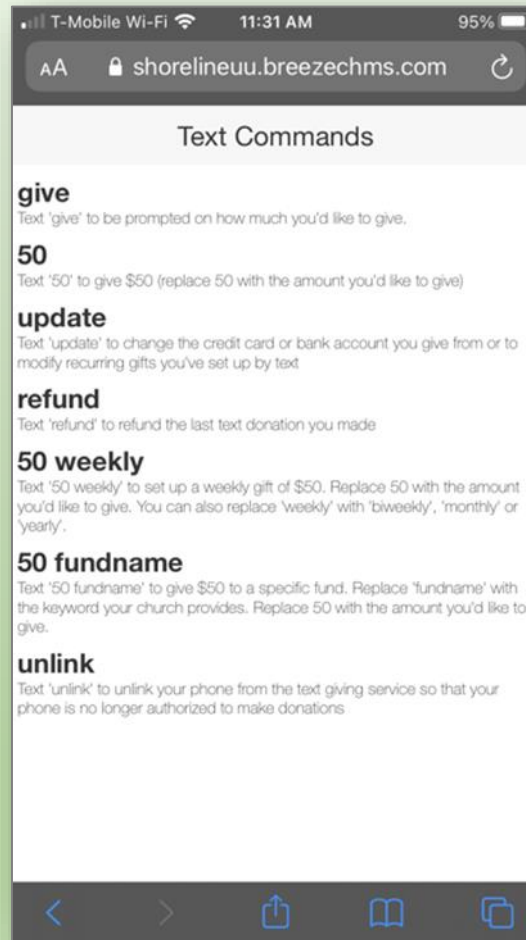


Text-to-Give: Commands

- To see a list of the different Commands, text “**commands**” to the 860 number
- Follow the link to see list

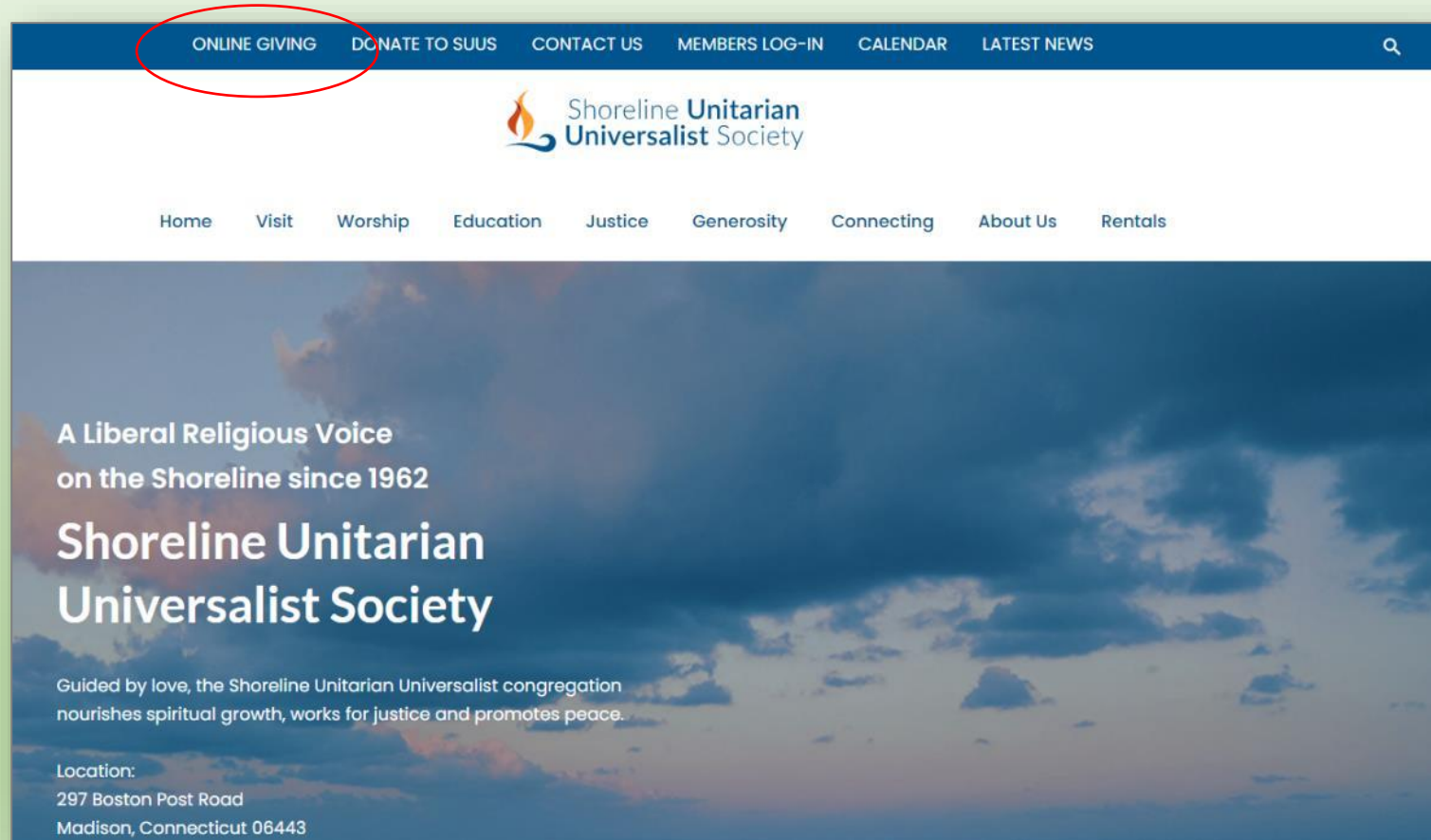


Text-to-Give: Commands



Online Giving

- Access thru the SUUS website Home Page



Online Giving

- The selections in Online Giving are similar to Text-to-Give
 - Fund
 - Frequency
 - Payment method

Online giving is quick, easy and secure!

Enter the amount you want to give next to the dollar sign.

The first drop down menu – select where you want your gift applied.

The second – select whether it is a one-time gift or recurring.

The third – select your preferred method of payment.

For questions or comments, contact the SUUS Treasurer by [clicking here](#).

Give to Shoreline Unitarian Universalist Society

\$ 0.00

Give to Sunday Offering



Add Gift to Another Fund

Give this One Time



Give by Credit/Debit Card



Online Giving

- Enter the amount of your gift
- In the 1st menu, select the fund for your gift

The screenshot shows a web browser window with the URL shorelineunitarian.org/online-giving/. The page has a light gray background with a white central form. At the top of the form, it says "Give to Shoreline Unitarian Universalist Society". Below this, the amount "\$20" is displayed in a large font. Under the amount, there is a dropdown menu labeled "Give to Sunday Offering" which is currently open, showing a list of options: "Give to 2020 Service Auction", "Give to 2020-2021 Member Pledges", "Give to Donations", and "Give to Sunday Offering" (which is highlighted in blue). Below the dropdown menu, there is another dropdown menu labeled "Give by Credit/Debit Card". At the bottom of the form is a blue "Continue" button. Above the form, there are instructions: "Enter the amount you want to give next to the dollar sign.", "The first drop down menu – select where you want your gift applied.", "The second – select whether it is a one-time gift or recurring.", and "The third – select your preferred method of payment." Below these instructions is a link: "For questions or comments, contact the SUUS Treasurer by [clicking here](#)."

Enter the amount you want to give next to the dollar sign.
The first drop down menu – select where you want your gift applied.
The second – select whether it is a one-time gift or recurring.
The third – select your preferred method of payment.

For questions or comments, contact the SUUS Treasurer by [clicking here](#).

Give to Shoreline Unitarian Universalist Society

\$20

Give to Sunday Offering

- Give to 2020 Service Auction
- Give to 2020-2021 Member Pledges
- Give to Donations
- Give to Sunday Offering

Give by Credit/Debit Card

Continue

Online Giving

- In the 2nd menu, select the frequency of your gift
- If you select recurring gift, a second menu allows you select when the payments will start

The screenshot shows a web browser window with the URL shorelineunitarian.org/online-giving/. The page has a light blue header with navigation links: Apps, COBRA, CTUI, SUUS, ESPN, USNLX Virtual Jobs, CTHires - Job Search, The Daily Memphian, Gmail, Google Maps, and View Ministerial Se... There are also star, cloud, and other bookmarks icons. The main content area has a light blue background and contains the following text:

Enter the amount you want to give next to the dollar sign.
The first drop down menu – select where you want your gift applied.
The second – select whether it is a one-time gift or recurring.
The third – select your preferred method of payment.

For questions or comments, contact the SUUS Treasurer by [clicking here](#).

The form itself is titled "Give to Shoreline Unitarian Universalist Society" and features a large input field for the amount, currently showing "\$20". Below this is a dropdown menu labeled "Give to Sunday Offering" with a sub-link "Add Gift to Another Fund". Another dropdown menu is labeled "Give this One Time" and is open, showing the following options: "Give this One Time" (highlighted in blue), "Give this Weekly", "Give this Every 2 Weeks", "Give this Monthly", and "Give this Yearly". At the bottom of the form is a blue "Continue" button. The browser's address bar and tabs are visible at the top, and a "Show all" button is in the bottom right corner.

Online Giving

- In the 3rd menu, select the payment method and click “Continue”.

The screenshot shows a web browser window with the URL shorelineunitarian.org/online-giving/. The page contains instructions for making a donation:

- Enter the amount you want to give next to the dollar sign.
- The first drop down menu – select where you want your gift applied.
- The second – select whether it is a one-time gift or recurring.
- The third – select your preferred method of payment.

For questions or comments, contact the SUUS Treasurer by [clicking here](#).

The donation form is titled "Give to Shoreline Unitarian Universalist Society" and shows a pre-filled amount of "\$20". It has three dropdown menus:

- The first dropdown is set to "Give to Sunday Offering".
- The second dropdown is set to "Give this One Time".
- The third dropdown is set to "Give by Credit/Debit Card", with a menu open showing two options: "Give by Credit/Debit Card" (highlighted in blue) and "Give by ACH Bank Transfer".

A blue "Continue" button is at the bottom of the form. A small blue circular icon with an upward arrow is in the bottom right corner of the form area.

Online Giving

- Provide the card or bank info; click “Give xxx”
- You can choose to cover the processing cost.

The screenshot shows a web browser window with the URL shorelineunitarian.org/online-giving/. The page has a light blue header with navigation links: Apps, COBRA, CT UI, SUUS, ESPN, USNLX Virtual Jobs, CTHires - Job Search..., The Daily Memphian, Gmail, Google Maps, and View Ministerial Se... There are also search and other bookmarks icons. The main content area has a light blue background and contains the following text:

Enter the amount you want to give next to the dollar sign.
The first drop down menu – select where you want your gift applied.
The second – select whether it is a one-time gift or recurring.
The third – select your preferred method of payment.

For questions or comments, contact the SUUS Treasurer by [clicking here](#).

The form is titled "Payment Information" and includes the following fields:

- Your Name (text input)
- Email Address (text input)
- Card Number (text input)
- MM / YY (text input)
- CVC (text input)
- Street Address (text input)
- City (text input)
- State (dropdown menu)
- Zip (text input)
- Comments (optional) (text input)

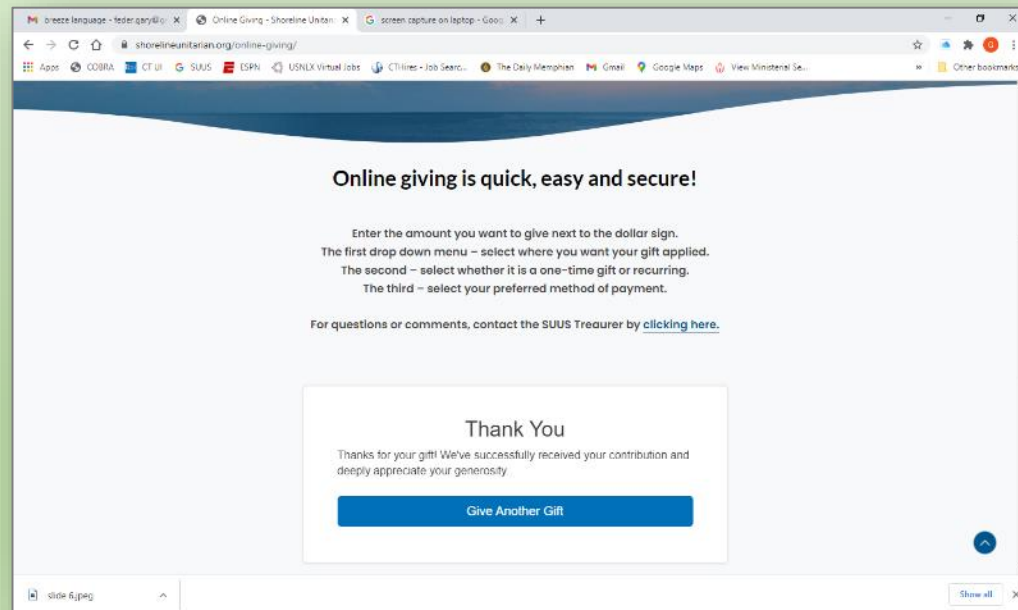
Below the form, there is a checkbox labeled "Add \$0.91 to cover the processing fee" with a small icon. Below this, a note states: "The fee would be \$0.45 for an ACH bank transfer."

At the bottom of the form is a large blue button labeled "Give \$20.00".

The browser window also shows a taskbar at the bottom with a file named "slide 6.jpeg" and a "Show all" button.

Online Giving

- You will see a “Thank you” page, and you will receive a confirmation email.
- Note: if you set up a recurring payment starting on a future date, you will receive the confirmation email on the payment date, not the date you submitted the gift.



Giving to SUUS

Questions?