



Giving to SUUS is a Breeze

Text-to-Give

Generosity Made Easy

- SUUS has several ways to for you to place your generous gifts, via our membership management system called Breeze.
- It is secure, convenient, and easy to use.
- Set up an account, and subsequent giving is very simple.



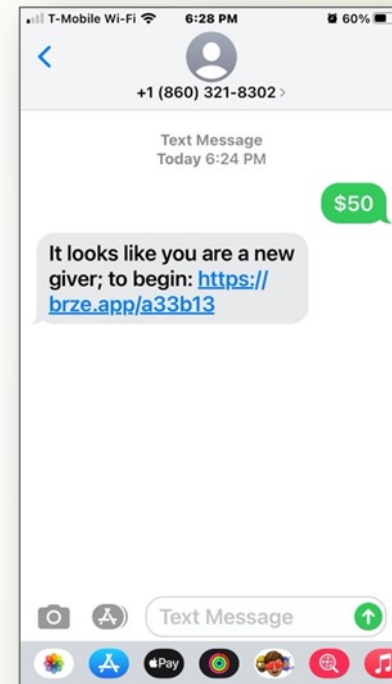
Flexibility

- Donate to different funds
- Submit a one-time payment or set up recurring payments
- Payment options
 - Credit/Debit Card
 - Checking Account



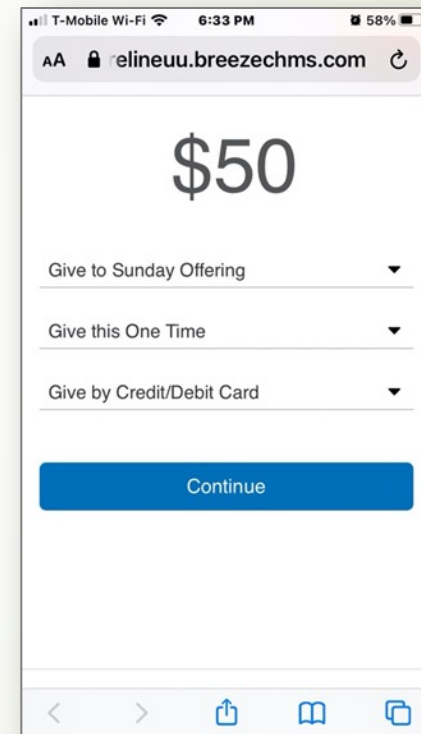
Text-to-Give: Initial set-up

- Text a dollar amount you want to donate to:
(860) 321 8302
- You will get a return text with a link for setting up an account



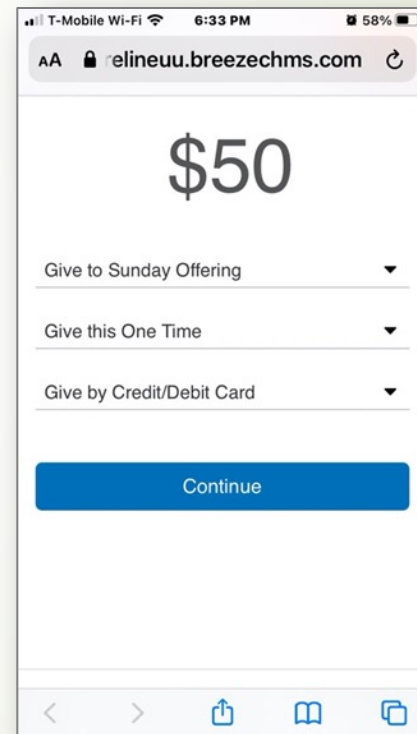
Text-to-Give: Initial set-up

- Follow the link
- You will see 3 menus to select
 - Fund
 - Frequency
 - Payment method



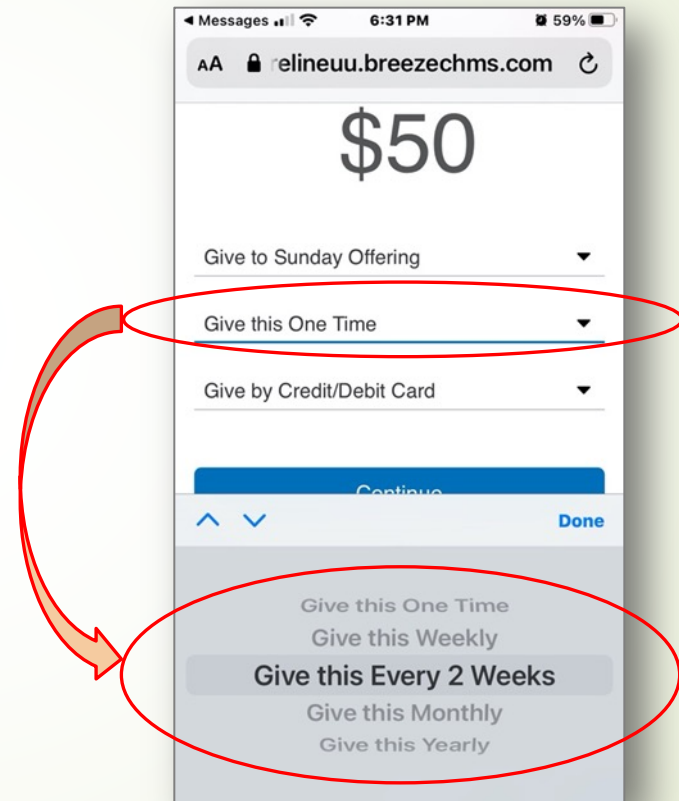
Text-to-Give: Initial set-up

- 1st Menu:
 - For initial set-up, this only allows you to select “Give to Sunday Offering”.
 - Select this option
 - If you want subsequent donations to go to another fund, see page 11.



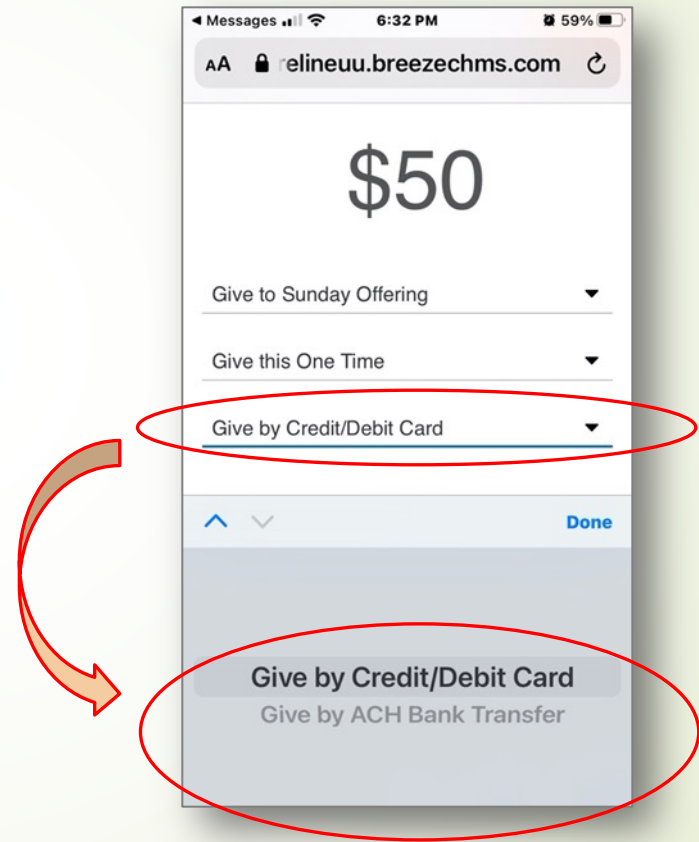
Text-to-Give: Initial set-up

- 2nd menu:
 - Select the frequency of your gift



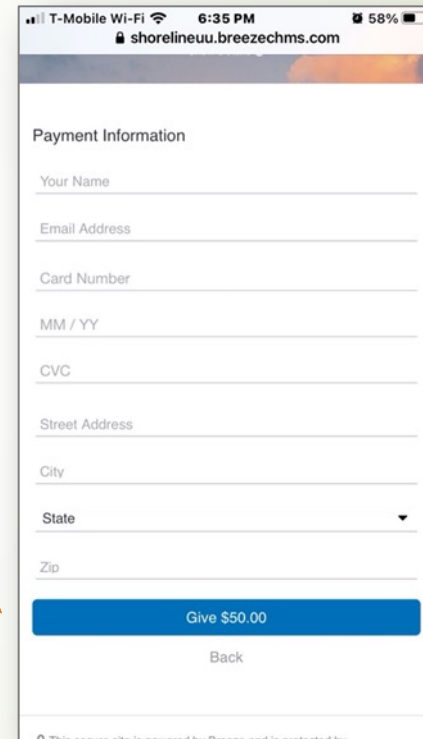
Text-to-Give: Initial set-up

- 3rd menu:
 - Credit/Debit Card
 - ACH Bank Transfer



Text-to-Give: Initial set-up

- ▶ Register your credit card or bank account.
- ▶ Select “Give” and your payment will process.
- ▶ Helpful hint:
 - ▶ Add the 860 phone number to your contacts.

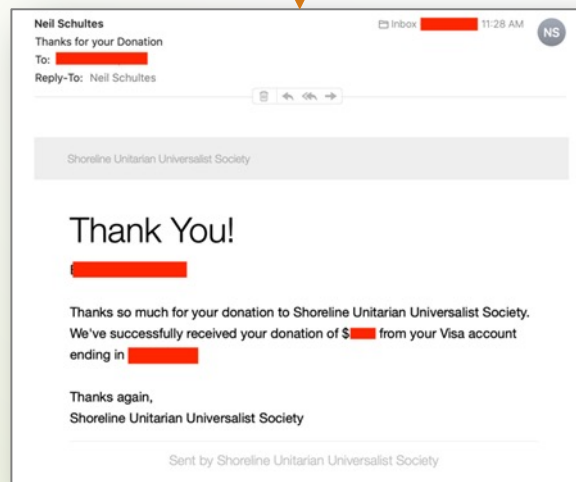
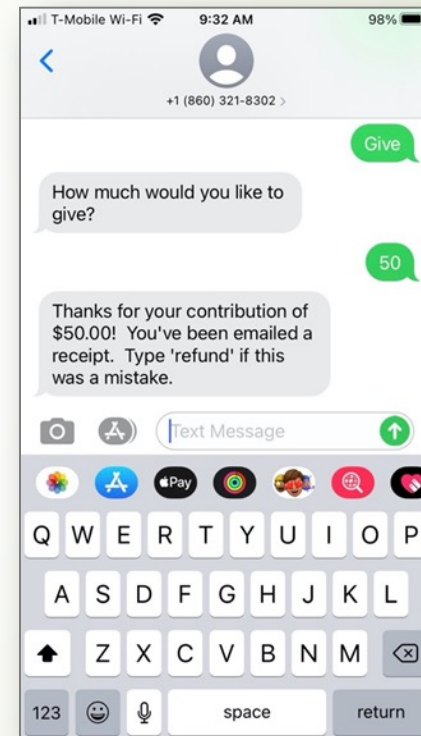


The screenshot shows a mobile application interface for a payment form. At the top, the status bar displays 'T-Mobile Wi-Fi', '6:35 PM', and '58%' battery. The browser address bar shows 'shorelineuu.breezechms.com'. The form is titled 'Payment Information' and contains the following fields: 'Your Name', 'Email Address', 'Card Number', 'MM / YY', 'CVC', 'Street Address', 'City', 'State' (with a dropdown arrow), and 'Zip'. At the bottom of the form, there is a prominent blue button labeled 'Give \$50.00' and a smaller 'Back' link below it. An orange arrow from the text 'your payment will process.' in the list points to the 'Give \$50.00' button.



Text-to-Give: Initial set-up

- You will get an immediate text receipt.
- You'll also get an email from SUUS Treasurer.



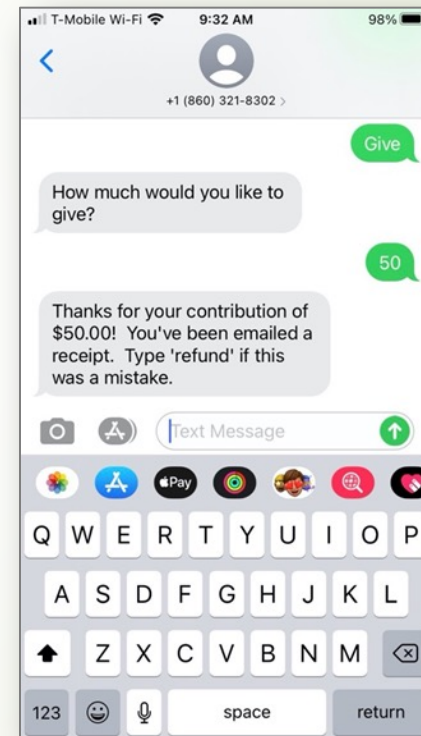
Text-to-Give: Subsequent Gifts

- ▶ Return to the text string or select from your contact list
- ▶ Text “give” to the 860 number
- ▶ Text the amount of your gift.
 - ▶ This will default to go to Sunday Offering.
 - ▶ If you want your gift to go to your pledge, include “pledge” after the amount e.g., “\$50 pledge”.
 - ▶ If you want your gift to be a general donation, include “donation” after the amount, e.g., “\$50 donation”.



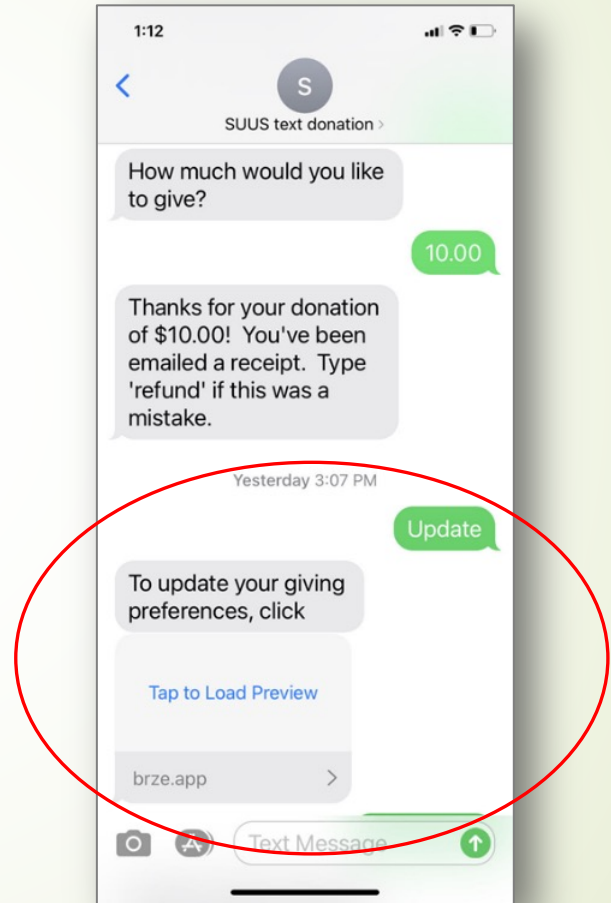
Text-to-Give: Subsequent Gifts

- You will receive a “Thank you” text and an email
- If you made a mistake, you can text “refund”



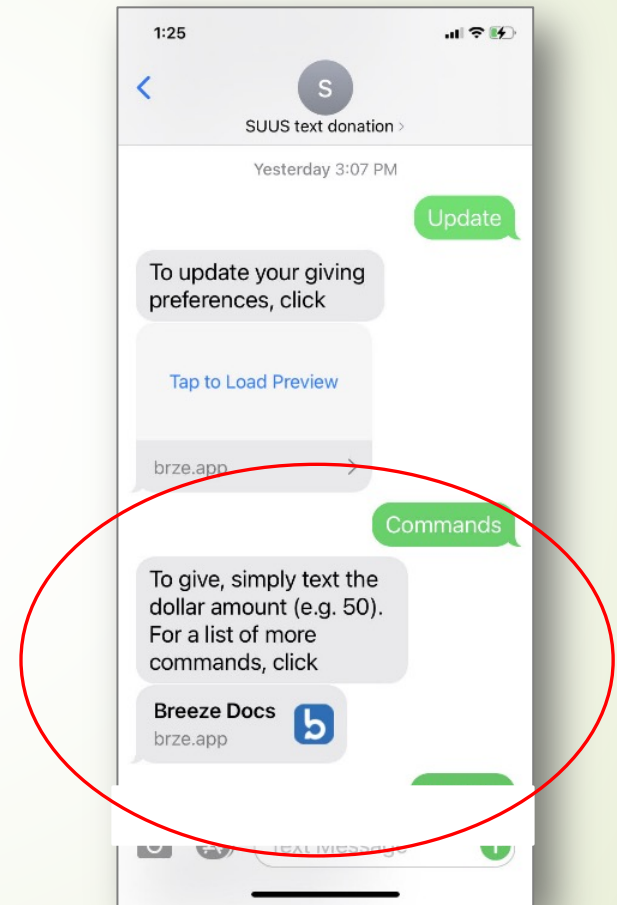
Text-to-Give: Updates

- To change your payment method or modify your text-to-give recurring payment, text “update” to the 860 number
- Follow the link you will receive



Text-to-Give: Commands

- To see a list of the different Commands, text “commands” to the 860 number
- Follow the link to see list





Thank you!